

# Create Your Unique Design

Use our customisation feature on the product page to personalise your item. Whether you're designing uniforms, branded merchandise, event products, gifts, or simply adding a unique touch to your wardrobe, our customisation options make it easy.

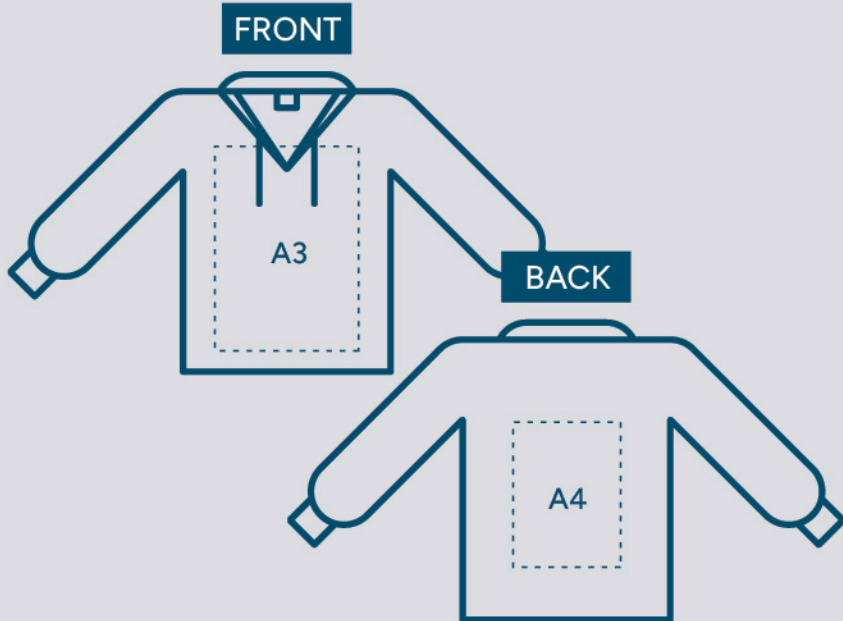
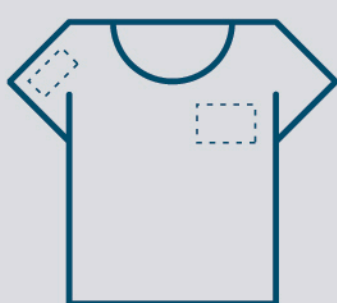
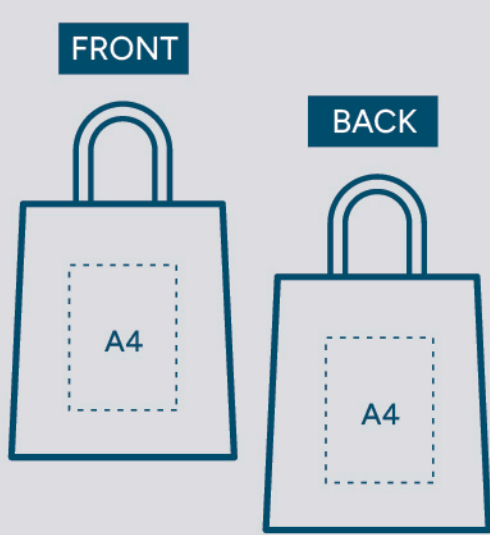
## Print locations

A single location refers to an A4-sized print area on a product. You can select up to four locations per item.

Example a:  
An A4 print on the front and another on the back of a tote bag: **2 LOCATIONS**

Example b:  
A left chest print and a sleeve print on a t-shirt: **2 LOCATIONS**

Example c:  
An A3 print on the front of a sweatshirt and an A4 print on the back: **3 LOCATIONS**



\*If you require additional print locations beyond the standard options, please contact us before placing your order. Selecting the correct number of print locations ensures there are no delays in processing your order.

## What you can print

The majority of our products can be customised. In the rare instance that a particular item cannot be personalised, we'll inform you as soon as possible.

## Volume Discounts

Our bulk discounts apply per design. This means you can order multiple products with the same design and still benefit from reduced pricing.



## Printing Methods

We use a range of high-quality printing techniques, including:

### TRANSFER PRINTING



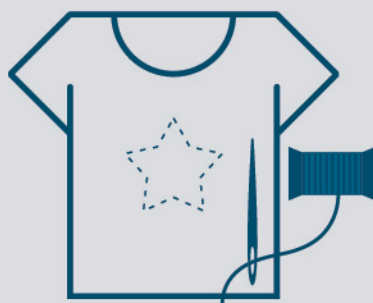
### VINYL PRINTING



### SUBLIMATION



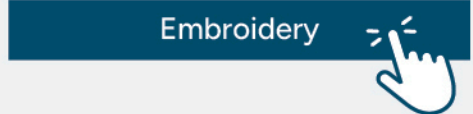
### EMBROIDERY



\*With our extensive experience, we choose the best method for your order. However, if you have specific preferences, please include them in the instructions box or contact us before placing your order.


## Embroidery

If you'd like your product embroidered, select the Embroidery option during customisation. Text-based designs are processed automatically, but images (or a combination of text and images) require digitisation to match your design as accurately as possible.



### Important Notes:

Small details may need adjustment to ensure the best possible embroidery quality.



We will usually send a proof before proceeding with embroidery.



Designs are limited to six colours per embroidery.




## Embroidery Digitisation

For image-based embroidery, a one-time digitisation fee of **£24.99** is required.  
  
This fee is automatically added to your basket when selecting embroidery with text and images.

### WHY DO WE CHARGE THIS?

Rather than including digitisation costs in every product (which would make individual embroideries more expensive), we charge a one-time fee. Once digitised, your design can be used for future orders without any additional digitisation cost—unless you modify the design.



## Your Saved Designs

Your designs are saved to your account, allowing you to:

- Reorder the same design easily.
- Retrieve and amend previous designs.
- Avoid additional digitisation fees for previously digitised embroidery designs (unless changes are made).



## Instructions Box



– BE AS DETAILED AS POSSIBLE!

To ensure your design is produced exactly as you envision it, please provide clear, detailed instructions in the instructions box. If specific details (e.g., font, orientation, colour) are not provided, we may use our professional judgment to finalise your design.

### Important:

- Any uploaded or created images will be printed **exactly as you see them**.
- Please specify the **print location** (e.g., "Front center," "Left chest," "Right sleeve").

## How to Order

1.

Select the product you want to customise.

2.

Click "**Customise This Product**" to open the design tool.

3.

Apply your design to each product individually -even if you're ordering different sizes or colours of the same item.

4.

Ensure you've selected the correct print locations and entered any necessary instructions.

5.

Complete your order and let us handle the rest!